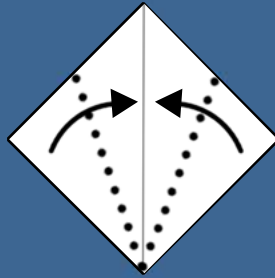
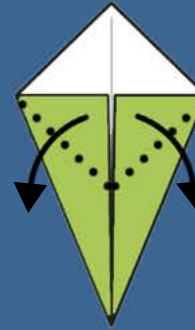



Start with a square!
Fold in half and then
unfold.



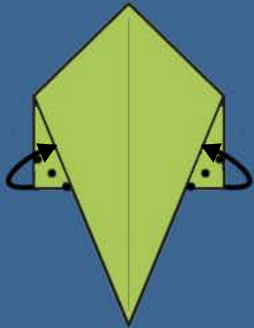
Fold in the sides to
meet the center
crease.



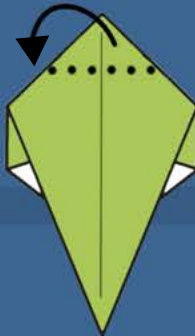
Fold the corners
outwards so the side
edges are straight.



Flip it over!



Fold the corners to
meet the edges.



Fold the top
corner behind.



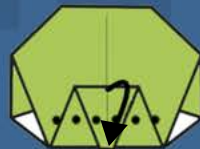
Fold the bottom up to
meet the top.



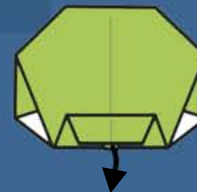
Fold the tip inward
just a little bit.



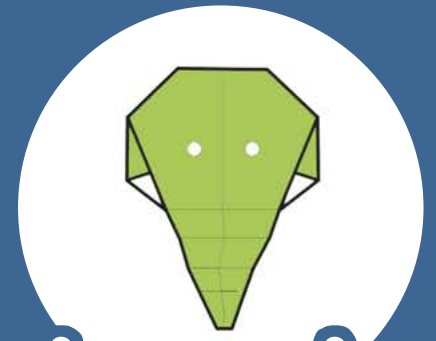
Fold the trunk in half.



Fold the trunk in half again.



Pull out the trunk.



For more EleCrafts, visit elephants.com

Origami design courtesy of OrigamiUSA.org

Elephant Origami